

SINLOON®

蕭特基二極管

Case: SMC/DO-214AB


SK52 - S510 (20V~100V)

5.0A Surface Mount Schottky Barrier Diode

Feature

- ◆ Schottky Barrier Chip
- ◆ Ideally Suited for Automatic Assembly
- ◆ Guard Ring Die Construction for Transient Protection
- ◆ Surge Overload Rating to 175A Peak
- ◆ Low Power Loss, High Efficiency
- ◆ For Use in Low Voltage Application
- ◆ Plastic Case Material has UL Flammability Classification Rating 94V-0)

Figure



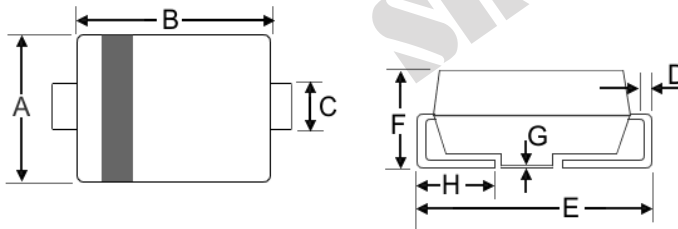
Mechanical Data

- ◆ Case: SMC/DO-214AB, Moldes Plastic
- ◆ Terminals: Solder Plated, Solderable per MIL-STD-750, Method 2026.
- ◆ Polarity: Cathode Band or Cathode Notch
- ◆ Weight: 0.21 grams (approx)
- ◆ Mounting : Type Number
- ◆ Lead Free: For **RoHS** / Lead Free Version Add "-LF" Suffix to part Number.

Dimension

Case: SMC/DO-214AB (mm)

Dim	Min	Max
A	5.59	6.22
B	6.60	7.11
C	2.75	3.25
D	0.15	0.31
E	7.75	8.13
F	2.00	2.62
G	0.05	0.20
H	0.76	1.27

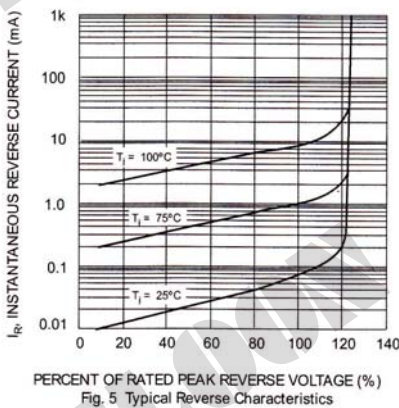


Marking Information

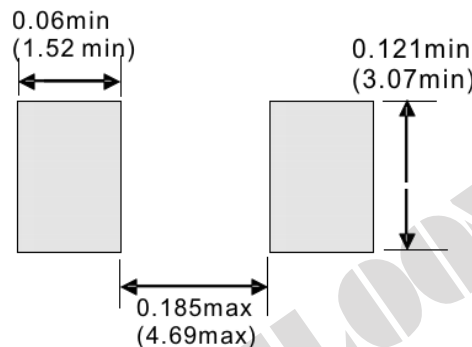
- Cathode = Polarity Band
- SSxx = Device Number
- xx = See Page 2
- Polarity = As Marked Body



Maximum Ratings and Electrical Characteristics @ $T_A=25^{\circ}\text{C}$ unless otherwise specified



Recommended Footprint



SINLOON®

蕭特基二極管

SK52 - S510 (20V~100V)

Case: SMC/DO-214AB

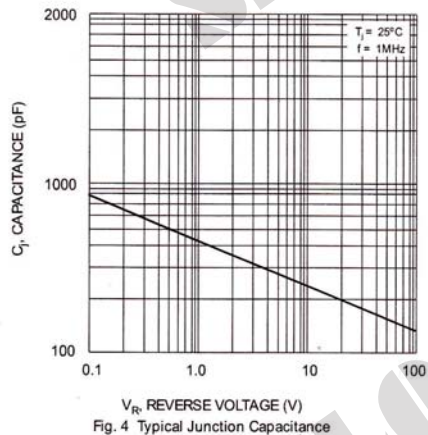
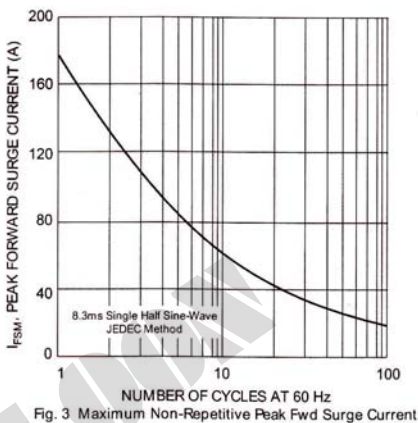
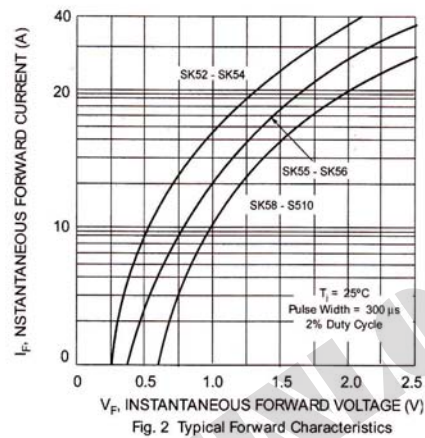
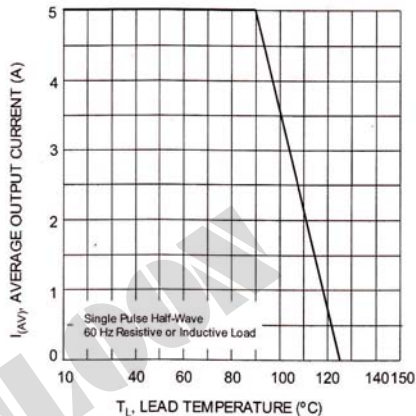
5.0A Surface Mount Schottky Barrier Diode

□ Maximum Ratings and Electrical Characteristics @ $T_A=25^\circ\text{C}$ unless otherwise specified

Characteristics	Symbol	SK	SK	SK	SK	SK	SK	SK	S	Unit
		52	53	54	55	56	58	59	510	
Peak Repetitive Reverse Voltage	V_{RRM}									
Working Peak Reverse Voltage	V_{RWM}	20	30	40	50	60	80	90	100	V
DC Blocking Voltage	V_R									
RMS Reverse Voltage	$V_{R(RMS)}$	14	21	28	35	42	56	64	71	V
Average Rectified Output Current @ $T_L=75^\circ\text{C}$	I_O	5.0		5.0		5.0				A
Non-Repetitive Peak Forward Surge Current 8.3ms Single half sine-wave superimposed on rated load (JEDEC Method)	I_{FSM}	175		175		175				A
Forward Voltage @ $I_F=3.0\text{A}$	V_{FM}	0.5		0.75		0.85				V
Peak Reverse Current @ $T_A = 25^\circ\text{C}$	I_{RM}	0.5		0.5		0.5				mA
At Rated DC Blocking Voltage @ $T_A=100^\circ\text{C}$		20.0		20.0		20.0				
Typical Thermal Resistance (Note 1)	$R_{\theta JL}$	14		14		14				$^\circ\text{C/W}$
	$R_{\theta JA}$	50		50		50				
Operating Temperature Range	T_J	-65 to +125								$^\circ\text{C}$
Storage Temperature Range	T_{STG}	-65 to +150								$^\circ\text{C}$

Note 1: Mounted on P.C. Board with 8.0mm² copper pad area.

□ Maximum Ratings and Electrical Characteristics @ $T_A=25^\circ\text{C}$ unless otherwise specified



SINLOON®

蕭特基二極管

SK52 - S510 (20V~100V)

Case: SMC/DO-214AB

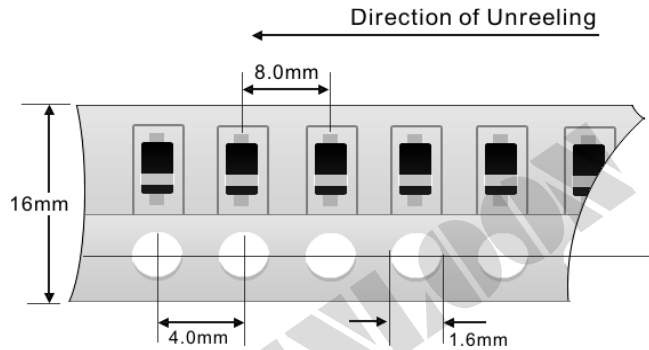
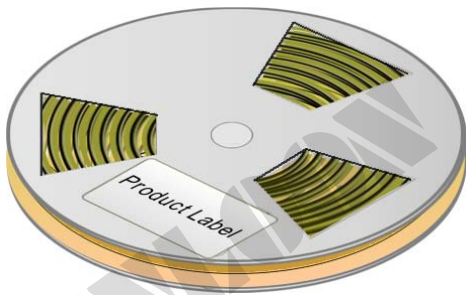
5.0A Surface Mount Schottky Barrier Diode

Packaging Information

Dimension Reel Tape	Quantity (Pcs)	Inner Box Size L x W x H	Quantity (Pcs)	Carton Size L x W x H	Quantity (Pcs)	Gross Weight
330 mm	3,000	340 x 337 x 45 mm	6,000	370 x 370 x 420 mm	48,000	19.0kg

Note: 1. Paper Reel, White or gray color.
2. Components are packed in accordance with EIA standard 481- and 481-2

Tape Reel 330 x 12mm



Carton:



※美隆公司產品規格及其特性參數的改變或更新恕不另行通知。

※Mayloon characteristic parameters of electronic product specification changes or updates without notice to improve